

Cuscinetti radiali a sfere

I cuscinetti radiali rigidi a sfere hanno gole profonde che permettono di sopportare carichi radiali elevati ed assiali più limitati, sono adatti a sopportare alte velocità e sono costruiti in molteplici esecuzioni.

I cuscinetti radiali ad una corona di sfere sono adatti a moltissime applicazioni sia per la semplicità costruttiva e di impiego, che per l'economicità di produzione.

I cuscinetti radiali a due corone di sfere sono simili a quelli ad una corona, però con possibilità di sopportare carichi più elevati pur mantenendo velocità elevate.

I cuscinetti radiali a sfere sono forniti in esecuzione aperta, chiusa con uno o due schermi Z in lamierino di acciaio, o con uno o due protezioni striscianti RS in gomma con rinforzo in lamierino di acciaio.

L'esecuzione aperta è la più semplice e comune e viene utilizzata quando il cuscinetto può o deve essere rilubrificato frequentemente oppure è montato in bagno d'olio.

L'esecuzione con protezione in lamierino di acciaio non strisciante, che permette elevate velocità senza surriscaldamenti, viene utilizzato in applicazioni dove non necessita o è difficoltosa la lubrificazione, quali motori elettrici, elettrodomestici, alternatori, ecc. La protezione è montata ad incastro sull'anello esterno e sfiora l'anello interno senza toccarlo, proteggendo le sfere dalla polvere e dall'umidità, garantendo una lunga durata ed una lubrificazione a lunga durata con grasso.

L'esecuzione con protezione in acciaio e gomma strisciante può sopportare

Radial ball bearings



radial ball bearings are provided with deep grooves which enable them to bear heavy radial loads and lower axial ones, they stand high speeds and are manufactured in many different executions.

Single row radial ball bearings adapt themselves to many different applications, both for their constructive simplicity and using facility, and for their low production costs.

Double row radial ball bearings are similar to the single ones, they stand out from the others owing to their ability to bear heavy loads, maintaining nevertheless high speeds.

Radial ball bearings are available in open execution, closed with one or two steel shields ("Z" or "ZZ" types), closed with one or two rubber seals strengthened by an inner steel sheet ("R" or "2RS" type).

The open execution is the easiest and the most common: this type is necessary when the bearing could or must be often re-lubricated during its life, or when it has to work in oil.

The shielded execution enables the bearing to stand high speeds avoiding overheating; this type of bearing is necessary when lubrication operations are difficult or even non-existent, for instance: electric motors, alternators, electrical household. The shield is inserted on the outer ring and it's very closed to the inner one, but without any contact: in this way balls are protected from dust and damp, long life of bearing is guaranteed as well as a long duration of grease lubrication.

On the other side, the sealed execution stands lower speeds respect to other

velocità inferiori rispetto alle altre forme, però garantisce la tenuta anche contro infiltrazione di liquidi ed umidità ed è definita a tenuta stagna. La protezione è montata ad incastro sull'anello esterno e la parte in gomma striscia contro l'anello interno garantendo la tenuta stagna.

Per particolari esigenze, dettate da applicazioni gravose o di precisione, si ricorre ad esecuzioni con giuoco minorato o maggiorato (C2, C3, C4, C5), o tolleranze ristrette (P6, P5, P4), o con una scanalatura radiale sull'anello esterno (N, NR) nella quale è possibile inserire un anello di arresto, che mantiene bloccato il cuscinetto nella sua sede di montaggio, semplificando la progettazione e la manutenzione della macchina.

I cuscinetti radiali a sfere vengono forniti con gabbie in lamiera di acciaio stampato, oppure per prestazioni più elevate con gabbie in ottone.

Per velocità molto elevate vengono utilizzate gabbie in poliammide rinforzata che esercitano minor attrito e di conseguenza minor calore, aumentando le prestazioni.

types but it guarantees against liquid infiltrations and it is therefore called watertight.

For particular requirements, such as heavy applications or precision ones, we resort to increased or decreased radial clearance (C2, C3, C4, C5), or to limited tolerances (P6, P5, P4).

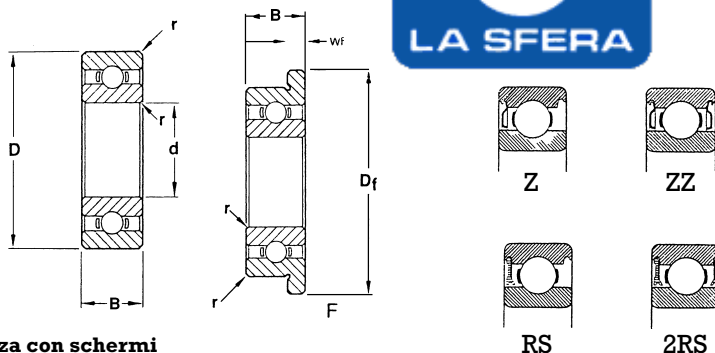
In other cases they are provided with a deep groove on the outer ring (N, NR), in which it is possible to insert a stop-ring, simplifying therefore the design and the maintenance of the machinery.

Radial ball bearings can be manufactured with pressed steel cages or, for special applications, with brass cages.

For high speed polyamid cages are utilized: performances are at the top thanks to a lower friction and consequently a lower heat.



Serie 600 F 600 L 600 F 600 L series

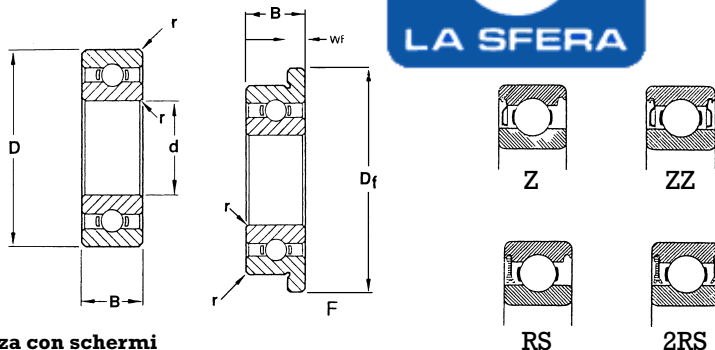


C: larghezza con schermi
C: width shielded and sealed

| Dimensioni Dimensions | | | | Flangia Flange Aperto Open | | Raccordo Radius | Coeff. di carico Load rating N/LBS Dinam stat. | | Sfere Balls | | Sigla cuscinetto Designation bearing | |
|--------------------------|----|-----|-----|-------------------------------------|-----|--------------------|--|----------------|----------------|-------|---|-----------|
| d | D | B | C | Df | Wf | r | C | C _O | No. | Size | CW | NMB |
| 1 | 3 | 1 | 1.5 | 3.8 | 0.3 | 0.05 | 14 | 4 | 7 | 0.5 | 681 | L310 |
| 1 | 4 | 1.6 | 2.3 | 5 | 0.6 | 0.05 | 24 | 9 | 6 | 0.794 | 691 | - |
| 1.5 | 4 | 1.2 | 2 | 5 | 0.4 | 0.05 | 20 | 7 | 7 | 0.635 | 681.5 | L415 |
| 1.5 | 5 | 2 | 2.6 | 6.5 | 0.6 | 0.05 | 29 | 11 | 7 | 0.794 | 691.5 | - |
| 1.5 | 6 | 2.5 | 3 | 7.5 | 0.6 | 0.05 | 55 | 22 | 6 | 1.19 | 601.5 | - |
| 2 | 5 | 1.5 | 2.3 | 6.1 | 0.5 | 0.1 | 29 | 11 | 7 | 0.794 | 682 | L520 |
| 2 | 6 | 2.3 | 3 | 7.5 | 0.6 | 0.1 | 55 | 22 | 6 | 1.19 | 692 | - |
| 2 | 7 | 2.8 | 3.5 | 8.5 | 0.7 | 0.15 | 66 | 29 | 7 | 1.19 | 602 | - |
| 2.5 | 6 | 1.8 | 2.6 | 7.1 | 0.5 | 0.15 | 35 | 14 | 8 | 0.794 | 682.5 | L625 |
| 2.5 | 7 | 2.5 | 3.5 | 8.5 | 0.7 | 0.15 | 66 | 29 | 7 | 1.19 | 692.5 | - |
| 2.5 | 8 | 2.8 | 4 | 9.5 | 0.7 | 0.15 | 64 | 24 | 6 | 1.588 | 602.5 | - |
| 3 | 6 | 2 | 2.5 | 7.2 | 0.6 | 0.05 | 35 | 14 | 8 | 0.794 | 673 | L630 |
| 3 | 7 | 2 | 3 | 8.1 | 0.5 | 0.15 | 66 | 29 | 7 | 1.19 | 683 | L730 |
| 3 | 8 | 3 | 4 | 9.5 | 0.7 | 0.15 | 64 | 24 | 6 | 1.588 | 693 | - |
| 3 | 9 | 3 | 5 | 10.5 | 0.7 | 0.15 | 99 | 42 | 7 | 1.588 | 603 | - |
| 3 | 10 | 4 | 4 | 11.5 | 1.0 | 0.15 | 99 | 42 | 7 | 1.588 | 623 | - |
| 4 | 7 | 2 | 2.5 | 8.2 | 0.6 | 0.1 | 57.2 | 24.2 | 11 | 0.794 | 674 | L740 |
| 4 | 8 | 2 | 3 | 9.2 | 0.6 | 0.1 | 88 | 33 | 7 | 1.191 | - | L840 |
| 4 | 9 | 2.5 | 4 | 10.3 | 0.6 | 0.15 | 99 | 42 | 7 | 1.588 | 684 | L940 |
| 4 | 10 | 3 | 4 | 11.2 | 0.6 | 0.15 | 99 | 42 | 8 | 1.588 | - | L1040 |
| 4 | 11 | 3.5 | - | - | - | 0.1 | 123 | 57 | 8 | 1.588 | - | L1140W3.5 |
| 4 | 11 | 4 | 4 | 12.5 | 1.0 | 0.15 | 123 | 57 | 9 | 1.588 | 694 | - |
| 4 | 12 | 4 | 4 | 13.5 | 1.0 | 0.2 | 167 | 77 | 7 | 2.0 | 604 | - |
| 4 | 13 | 5 | 5 | 15 | 1.0 | 0.2 | 224 | 108 | 6 | 2.381 | 624 | - |
| 4 | 16 | 5 | 5 | - | - | 0.2 | 300 | 140 | 8 | 2.381 | 634 | - |
| 5 | 8 | 2 | 2.5 | 9.2 | 0.6 | 0.08 | 61.6 | 30.8 | 13 | 0.794 | 675 | L850 |
| 5 | 9 | 2.5 | 3 | - | - | 0.1 | 112.2 | 46.2 | 10 | 1.191 | - | L950 |
| 5 | 10 | 3 | 4 | - | - | 0.1 | 115 | 55 | 8 | 1.588 | - | L1050 |
| 5 | 11 | 3 | 5 | 12.5 | 0.8 | 0.2 | 123 | 57 | 9 | 1.588 | 685 | L1150 |
| 5 | 11 | 4 | - | - | - | 0.15 | 123 | 57 | 8 | 1.588 | - | L1150w4 |
| 5 | 13 | 4 | 4 | 15 | 1.0 | 0.2 | 187 | 90 | 8 | 2.0 | 695 | - |
| 5 | 14 | 5 | 5 | 16 | 1.0 | 0.2 | 229 | 110 | 7 | 2.381 | 605 | - |
| 5 | 16 | 5 | 5 | 18 | 1.0 | 0.3 | 300 | 140 | 8 | 2,381 | 625 | - |
| 5 | 19 | 6 | 6 | - | - | 0.3 | 400 | 190 | 6 | 3.969 | 635 | - |

Su richiesta fornibili in esecuzione INOX
Available under request in stainless steel material

Serie 600 F 600 L 600 F 600 L series

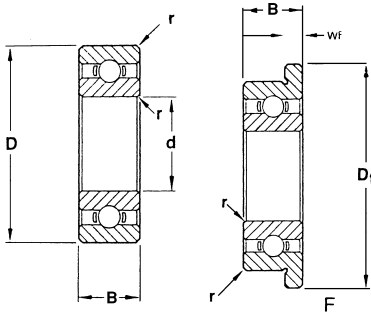


C: larghezza con schermi
C: width shielded and sealed

| Dimensioni Dimensions | | | | Flangia Flange Aperto Open | | Raccordo Radius | Coeff. di carico Load rating N/LBS Dinam stat. | | Sfere Balls | Sigla cuscinetto Designation bearing | | |
|--------------------------|----|-----|-----|-------------------------------------|-----|--------------------|--|----------------|----------------|---|-------|---------|
| d | D | B | C | Df | Wf | r | C | C _O | No. | Size | CW | NMB |
| 6 | 10 | 2.5 | 3 | 11.2 | 0.6 | 0.1 | 123 | 57 | 9 | 1.191 | 676 | L1060 |
| 6 | 12 | 3 | 4 | 13.2 | 0.6 | 0.15 | 187 | 81.4 | 10 | 1.588 | - | L1260 |
| 6 | 13 | 3.5 | 5 | 15 | 1.0 | 0.2 | 187 | 90 | 8 | 2.0 | 686 | L1360 |
| 6 | 15 | 5 | 5 | 17 | 1.2 | 0.2 | 300 | 140 | 8 | 2.381 | 696 | - |
| 6 | 17 | 6 | 6 | 19 | 1.2 | 0.3 | 300 | 140 | 8 | 2.381 | 606 | - |
| 6 | 19 | 6 | 6 | 22 | 1.5 | 0.3 | 400 | 190 | 6 | 3.969 | 626 | - |
| 6 | 19 | 6 | 6 | 22 | 1.5 | 0.3 | 380 | 180 | 7 | 3.5 | 626 | - |
| 6.35 | 19 | 6 | 6 | 22 | 1.5 | 0.3 | 400 | 190 | 6 | 3.969 | 626-4 | - |
| 6.35 | 22 | 7 | 7 | - | - | 0.3 | 580 | 290 | 7 | 3.969 | 627-4 | - |
| 7 | 11 | 2.5 | 3 | 12.2 | 0.6 | 0.1 | 101.2 | 46.2 | 9 | 1.191 | 677 | L1170 |
| 7 | 13 | 3 | 3 | 14.2 | 0.6 | 0.15 | 198 | 88 | 11 | 1.588 | - | L1370 |
| 7 | 14 | 3.5 | 5 | 16 | 1.0 | 0.2 | 202 | 103 | 9 | 2.0 | 687 | L1470 |
| 7 | 17 | 5 | 5 | 19 | 1.2 | 0.2 | 235 | 120 | 7 | 3.0 | 697 | - |
| 7 | 19 | 6 | 6 | 22 | 1.5 | 0.3 | 385 | 180 | 6 | 3.969 | 607 | - |
| 7 | 22 | 7 | 7 | - | - | 0.3 | 580 | 290 | 7 | 3.969 | 627 | - |
| 8 | 12 | 2.5 | 3.5 | 13.2 | 0.6 | 0.1 | 114.4 | 57.2 | 11 | 1.191 | 678 | L1280 |
| 8 | 14 | 3.5 | 4 | 15.6 | 0.8 | 0.15 | 198 | 88 | 11 | 1.588 | - | L1480 |
| 8 | 16 | 4 | 5 | 18 | 1.0 | 0.3 | 310 | 160 | 9 | 2.381 | 688 | L1680 |
| 8 | 19 | 6 | 6 | 22 | 1.5 | 0.3 | 285 | 145 | 7 | 3.5 | 698 | - |
| 8 | 22 | 7 | 7 | 25 | 1.5 | 0.3 | 580 | 290 | 7 | 3.969 | 608 | - |
| 8 | 24 | 8 | 8 | - | - | 0.3 | 580 | 290 | 7 | 3.969 | 628 | - |
| 9 | 17 | 4 | 5 | 19 | 1.0 | 0.2 | 310 | 160 | 9 | 2.381 | 689 | L1790 |
| 9 | 20 | 6 | 6 | - | - | 0.3 | 310 | 160 | 9 | 2.381 | 699 | L2090 |
| 9 | 24 | 7 | 7 | - | - | 0.3 | 580 | 290 | 7 | 3.969 | 609 | - |
| 9 | 26 | 8 | 8 | - | - | 0.3 | 790 | 400 | 7 | 4.763 | 629 | - |
| 10 | 19 | 5 | 5 | - | - | 0.3 | 310 | 160 | 9 | 2.381 | - | L1910 |
| 10 | 19 | 6 | - | - | - | 0.3 | 310 | 160 | 9 | 2.381 | - | L1910W6 |
| 10 | 20 | 5 | - | - | - | 0.3 | 310 | 160 | 9 | 2.381 | - | L2010 |

Su richiesta fornibili in esecuzione INOX
Available under request in stainless steel material

Serie R in pollici R inche series



Z



ZZ(77R)



RS



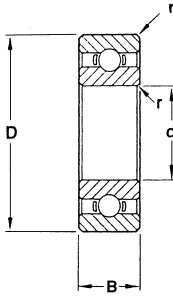
2RS(99R)

C: larghezza con schermi
C: width shielded and sealed

| Dimensioni - Dimensions | | | | | | | | Flangia-Flange | | Raccordo | Coeff. di raccordo | | Sfere | Sigla | |
|-------------------------|-------|--------|--------|-------------|-------|--------------------|-------|----------------|------|----------|--------------------|----------------|-------|------------|--------------|
| d | | D | | B | | | | inch | | Radius | Load rating | | Balls | cuscinetto | |
| mm | inch | mm | inch | Aperto-Open | | Schermato-Shielded | | Df | Wf | r | C | C _O | No. | mm | Designation |
| | | | | mm | inch | mm | inch | | | | | | | Size | bearing |
| 1.016 | .0400 | 3.175 | .1250 | 1.19 | .0469 | - | - | - | - | .004 | 11 | 3 | - | - | R09 |
| 1.191 | .0469 | 3.969 | .1562 | 1.59 | .0625 | 2.38 | .0937 | .203 | .013 | .004 | 15 | 6 | - | - | R0 |
| 1.397 | .0550 | 4.673 | .1875 | 1.96 | .0781 | 2.78 | .1094 | .234 | .023 | .004 | 26 | 10 | - | - | R1 |
| 1.984 | .0781 | 6.350 | .2500 | 2.38 | .0937 | 3.57 | .1400 | .296 | .023 | .004 | 35 | 13 | - | - | R1-4 |
| 2.381 | .0937 | 4.763 | .1875 | 1.59 | .0625 | 2.38 | .0937 | .234 | .018 | .004 | 22 | 8 | - | - | R133 |
| 2.381 | .0937 | 7.938 | .3125 | 2.78 | .1094 | 3.57 | .1406 | .359 | .023 | .006 | 64 | 24 | - | - | R1-5 |
| 3.175 | .1250 | 6.350 | .2500 | 2.38 | .0937 | 2.78 | .1094 | .296 | .023 | .004 | 35 | 13 | - | - | R144 |
| 3.175 | .1250 | 7.938 | .3125 | 2.78 | .1094 | 3.57 | .1406 | .359 | .023 | .004 | 64 | 24 | - | - | R2-5 |
| 3.175 | .1250 | 9.525 | .3750 | 2.78 | .1094 | 3.57 | .1406 | .422 | .023 | .006 | 73 | 29 | - | - | R2-6 |
| 3.175 | .1250 | 9.525 | .3750 | 3.97 | .1562 | 3.97 | .1562 | .440 | .030 | .012 | 73 | 29 | 7 | 1.588 | R2 |
| 3.175 | .1250 | 12.700 | .5000 | 4.37 | .1719 | 4.37 | .1719 | - | - | .012 | 73 | 29 | 6 | 2.381 | R2A |
| 3.969 | .1562 | 7.938 | .3125 | 2.78 | .1094 | 3.18 | .1250 | .359 | .023 | .004 | 2 | 18 | - | - | R155 |
| 4.763 | .1875 | 7.938 | .3125 | 2.78 | .1094 | 3.18 | .1250 | .359 | .023 | .004 | 42 | 18 | - | - | R156 |
| 4.763 | .1875 | 9.525 | .3750 | 3.18 | .1250 | 3.18 | .1250 | .422 | .023 | .004 | 81 | 33 | - | - | R166 |
| 4.763 | .1875 | 12.700 | .5000 | 3.97 | .1562 | 4.98 | .1960 | .565 | .042 | .012 | 147 | 64 | 6 | 2.381 | R3 |
| 4.763 | .1875 | 12.700 | .5000 | 4.98 | .1960 | 4.98 | .1960 | - | - | .012 | 147 | 64 | - | - | R3A |
| 6.350 | .2500 | 9.525 | .3750 | 3.18 | .1250 | 3.18 | .1250 | .422 | 0.23 | .004 | 42 | 20 | - | - | R168 |
| 6.350 | .2500 | 12.700 | .5000 | 4.76 | .1250 | 4.76 | .1875 | .547 | .023 | .006 | 123 | 55 | 8 | 1.588 | R188 |
| 6.350 | .2500 | 15.875 | .6250 | 4.98 | .1960 | 4.98 | .1960 | .690 | .042 | .012 | 167 | 77 | 8 | 2.381 | R4 |
| 6.350 | .2500 | 19.050 | .7500 | 5.56 | .2188 | 7.14 | .2812 | - | - | .016 | 403 | 196 | 6 | 3.696 | R4A |
| 9.525 | .3750 | 22.225 | .8750 | 5.56 | .2188 | 7.14 | .2812 | .969 | .062 | .016 | 575 | 304 | 7 | 3.696 | R6 |
| 12.700 | .5000 | 28.575 | 1.1250 | 6.35 | .2500 | 7.94 | .3125 | .225 | .062 | .016 | 880 | 505 | 8 | 4.763 | R8 |
| 11.113 | .4375 | 28.575 | 1.1250 | 6.35 | .2500 | - | - | - | - | .016 | 880 | 505 | 8 | 4.763 | R8-7 |
| 15.875 | .6250 | 34.925 | 1.3750 | 7.14 | .2812 | 8.73 | .3438 | - | - | .031 | 1036 | 624 | 8 | 5.953 | R10 |
| 19.050 | .7500 | 41.275 | 1.6250 | 7.94 | .3125 | 11.11 | .4375 | - | - | .031 | 1630 | 1000 | 9 | 6.35 | R12 |
| 15.875 | .6250 | 34.925 | 1.3750 | - | - | 11 | .4331 | - | - | .031 | 1036 | 624 | 8 | 5.953 | 9960H |

Su richiesta fornibili in esecuzione INOX
Available under request in stainless steel material

Serie 1600 in pollici Inch 1600 series



Z



ZZ



RS




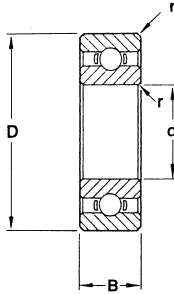
2RS

| Dimensioni - Dimensions | | | | | | Raccordo Radius inch | Coeff. di carico Load rating N/LBS | | Sfere Balls | Sigla cuscinetto Designation bearing | |
|-------------------------|-------|--------|--------|--------|-------|----------------------------|--|----------------|----------------|---|-------------|
| d | | D | | B | | | Dinam | stat. | | | No. |
| mm | inch | mm | inch | mm | inch | | C | C _O | | | |
| 4.763 | .1875 | 17.463 | .6875 | *6.350 | .2500 | .012 | 340 | 163 | 6 | 3.969 | 1601 |
| 6.350 | .2500 | 17.463 | .6875 | *6.350 | .2500 | .012 | 340 | 163 | 6 | 3.969 | 1602 |
| 7.938 | .3125 | 22.225 | .8750 | ▲7.144 | .2812 | .012 | 573 | 302 | 7 | 3.969 | 1603 |
| 9.525 | .3750 | 22.225 | .8750 | ▲7.144 | .2812 | .015 | 573 | 302 | 7 | 3.969 | 1604 |
| 7.938 | .3125 | 23.019 | .9062 | 7.938 | .3125 | .012 | 573 | 302 | 7 | 3.969 | 1605 |
| 9.325 | .3750 | 23.019 | .9062 | 7.938 | .3125 | .015 | 573 | 302 | 7 | 3.969 | 1606 |
| 11.113 | .4375 | 23.019 | .9062 | 7.938 | .3125 | .015 | 800 | 436 | 7 | 3.969 | 1607 |
| 9.525 | .3750 | 28.575 | 1.1250 | 9.525 | .3750 | .025 | 882 | 505 | 8 | 4.763 | 1614 |
| 11.113 | .4375 | 28.575 | 1.1250 | 9.525 | .3750 | .025 | 882 | 505 | 8 | 4.763 | 1615 |
| 12.700 | .5000 | 28.575 | 1.1250 | 9.525 | .3750 | .025 | 882 | 505 | 8 | 4.763 | 1616 |
| 11.113 | .4375 | 34.925 | 1.3750 | 11.113 | .4375 | .025 | 1323 | 781 | 10 | 4.763 | 1620 |
| 12.700 | .5000 | 34.925 | 1.3750 | 11.113 | .4375 | .025 | 1323 | 781 | 10 | 4.763 | 1621 |
| 14.288 | .5625 | 34.925 | 1.3750 | 11.113 | .4375 | .025 | 1323 | 781 | 10 | 4.763 | 1622 |
| 15.875 | .6250 | 34.925 | 1.3750 | 11.113 | .4375 | .025 | 1323 | 781 | 10 | 4.763 | 1623 |
| 15.875 | .6250 | 41.275 | 1.6250 | 12.700 | .5000 | .025 | 1627 | 1001 | 9 | 6.35 | 1628 |
| 19.050 | .7500 | 41.275 | 1.6250 | 12.700 | .5000 | .025 | 1627 | 1001 | 9 | 6.35 | 1630 |
| 15.875 | .6250 | 44.450 | 1.7500 | 12.700 | .5000 | .025 | 1627 | 1001 | 9 | 6.35 | 1633 |
| 19.050 | .7500 | 44.450 | 1.7500 | 12.700 | .5000 | .025 | 1627 | 1001 | 9 | 6.35 | 1635 |

Su richiesta fornibili in esecuzione INOX
Available under request in stainless steel material

*Width RS & 2RS = 5/16 inch - 7.938 mm - ▲Width RS & 2RS = 11/32 inch. - 8.731 mm

Serie 3000 in pollici Inch 3000 series



Dimensioni - Dimensions

| d | | | D | | | B | | | Raccordo Radius | | Sigla cuscinetto Designation bearing |
|--------|------|------------------|--------|-------|-------------------|--------|------|------------------|-----------------|------|--------------------------------------|
| mm | inch | Tolleranze | mm | inch | Tolleranze | mm | inch | Tolleranze | mm | inch | |
| 11.112 | 7/16 | +0.005 -0.000 | 34.925 | 1-3/8 | +0.0000 -0.005 | 11.112 | 7/16 | +0.005 -0.005 | 0.80 | 1/32 | 3020 |
| 12.700 | 1/2 | +0.005 -0.000 | 34.925 | 1-3/8 | +0.0000 -0.005 | 11.112 | 7/16 | +0.005 -0.005 | 0.80 | 1/32 | 3021 |
| 14.288 | 9/16 | +0.005 -0.000 | 34.925 | 1-3/8 | +0.0000 -0.005 | 11.112 | 7/16 | +0.005 -0.005 | 0.80 | 1/32 | 3022 |
| 15.875 | 5/8 | +0.005 -0.000 | 34.925 | 1-3/8 | +0.0000 -0.005 | 11.112 | 7/16 | +0.005 -0.005 | 0.80 | 1/32 | 3023 |
| 15.875 | 5/8 | +0.005 -0.000 | 41.275 | 1-5/8 | +0.0000 -0.005 | 12.700 | 1/2 | +0.005 -0.005 | 0.80 | 1/32 | 2028 |
| 19.050 | 3/4 | +0.005 -0.000 | 41.275 | 1-5/8 | +0.0000 -0.005 | 12.700 | 1/2 | +0.005 -0.005 | 0.80 | 1/32 | 3030 |
| 15.875 | 5/8 | +0.005 -0.000 | 44.450 | 1-3/4 | +0.0000 -0.005 | 12.700 | 1/2 | +0.005 -0.005 | 0.80 | 1/32 | 3033 |

Su richiesta fornibili in esecuzione INOX
Available under request in stainless steel material